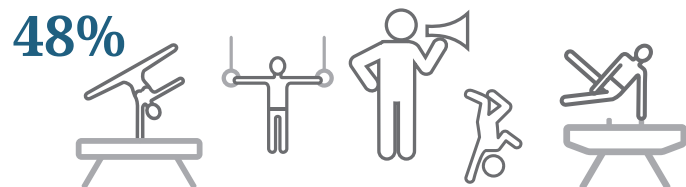


Physical Activity FILES

This infographic is based on data from the Canadian Fitness and Lifestyle Research Institute's 2021-2022 Opportunities for Physical Activity at School survey.

After school programming

School offers supervised after school programs for students specific to physical activity



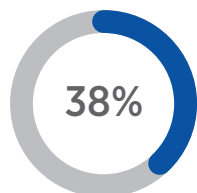
School offers *other* supervised after school programs for students



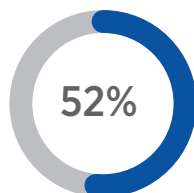
After school programming by student population size*

■ Smaller (300 students or less) ■ Larger schools (>300 students)

After school programs specific to physical activity



Other after school programs

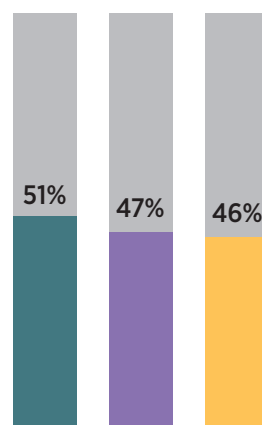


*Data with unknown student population size are not shown.

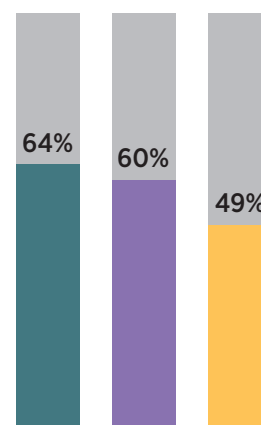
After school programming by school location

■ Inner city/Urban ■ Suburban ■ Rural

After school programs specific to physical activity



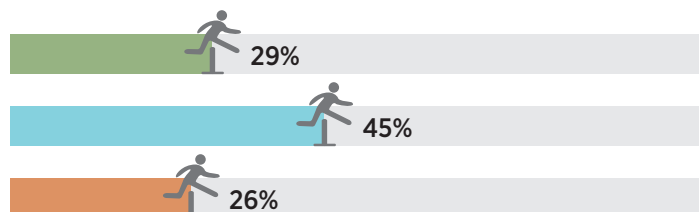
Other after school programs



Student attendance at after school programs

■ None or very few ■ Some ■ Many to all students

After school programs specific to physical activity



Other after school programs

