



Kids CAN PLAY!

ENCOURAGING CHILDREN TO BE ACTIVE AT HOME, AT SCHOOL, AND IN THEIR COMMUNITIES

Physical activity levels of children and youth in Quebec

The Canadian Fitness and Lifestyle Research Institute's CANPLAY (Canadian Physical activity Levels Among Youth) study measures physical activity levels of children and youth using pedometers to count daily steps. The study has collected data between 2005 and 2016. Although most of the analyses in this bulletin focuses on combined data collected in years 9 and 10 (2014-2016), some analyses reflect trends over time, where otherwise stated.

Canada and regions

Based on the latest data (years 2014 to 2016), the CANPLAY study shows that Canadian children (ages 5 to 19) take approximately 11,300 daily steps on average. Children and youth residing in Quebec take a statistically similar number of steps on average when compared to the national average, at roughly 11,000 steps. When compared to other regions in the country during this time period, children and youth residing in Quebec took fewer steps than children and youth living in British Columbia and the Yukon.

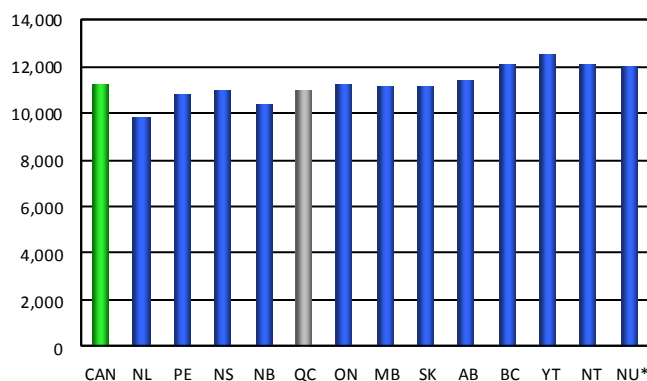
Child and parent characteristics

Based on the latest data, boys take significantly more steps on average than girls in Canada. In Quebec, however, boys and girls did not differ significantly in their average number of steps during this time period. In Canada, average daily steps decrease with increasing age of the child. The latest data indicates that a somewhat similar relationship appears in Quebec, as 5 to 10 year olds living in the province take more steps on average than youth 11 to 14 years. The oldest teens (15 to 19 years) do not differ significantly from the younger age groups.

In Canada and in the province, children and youth who participate in organized physical activity and sport take more steps on average than those who do not. Although there are significant relationships between a child's average number of steps and parent's activity level and parent's education level at a national level, these relationships are not significant within the province in 2014 to 2016.

FIGURE 1

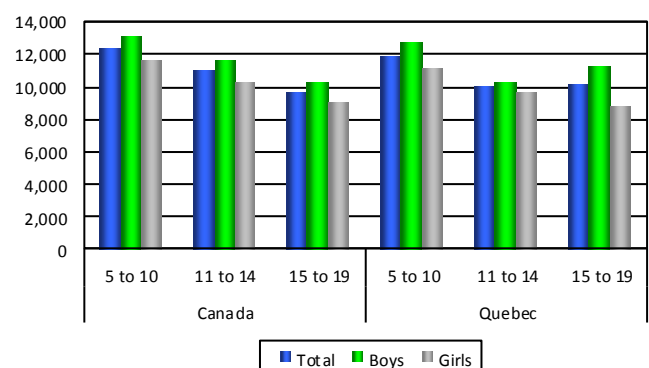
Average daily steps taken by children and youth by province and territory



*Based on 2011-2014 due to sample size in 2014-2016 CANPLAY study, 2014-2016, CFLRI

FIGURE 2

Average daily steps taken by children and youth by child's age and gender, Canada and Quebec



CANPLAY study, 2014-2016, CFLRI



At a national level, children living in the highest income households ($\geq \$100,000$ per year) take more steps on average than children and youth living in some lower income households, and this pattern also appears generally in Quebec during 2014 to 2016.

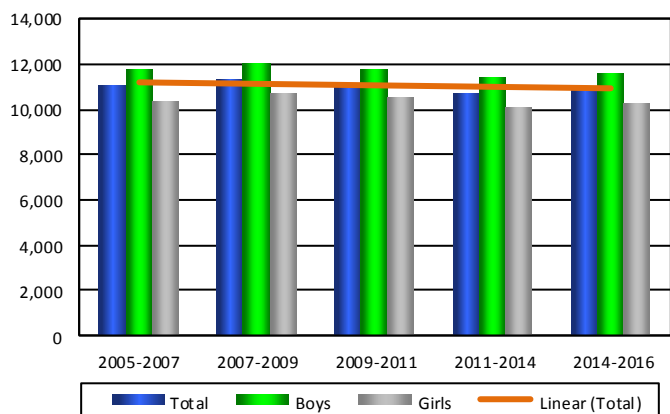
Trends over time

In Quebec, there have been no significant differences overall in the number of steps taken in 2014-2016 compared to the number of steps taken in previous study years. In Canada, the relationship between steps taken and gender is a pattern that has persisted over time. In Quebec, however, boys and girls did not differ significantly in their average number of steps between 2014 and 2016, although previous study years found that boys took more steps than girls in the province.

The inverse relationship of decreasing steps with increasing age has persisted nationally and also generally speaking, within the province over the previous decade. The latest data in Quebec is the only study period that indicates that steps taken by 15 to 19 year olds in the province are not significantly different from their younger counterparts.

FIGURE 3

Average daily steps taken by children and youth over time, Quebec



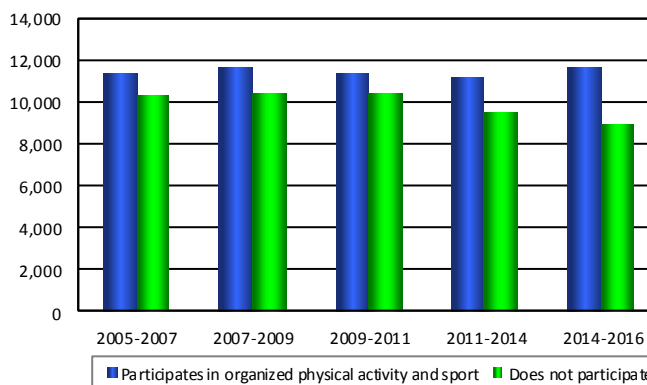
CANPLAY study, 2005-2016, CFLRI

The association between steps and organized physical activity and sport, whereby those who participate in organized physical activity and sport take more steps on average than those who do not, has persisted over time both nationally and within Quebec for all but one time period.

Significant relationships between the average number of steps taken and parent’s education level and household income level have been less consistent over time in Quebec. The significant relationship between steps and parents’ activity levels that exists over time nationally has not been significant in Quebec over the decade.

FIGURE 4

Average daily steps taken by participation in organized physical activity and sport over time, Quebec



CANPLAY study, 2005-2016, CFLRI

CANADIAN FITNESS & LIFESTYLE RESEARCH INSTITUTE

201-185 Somerset Street West • Ottawa, ON K2P 0J2 • (613) 233-5528 • info@cflri.ca

<http://www.cflri.ca/>



Production of this bulletin has been made possible through a financial contribution from Sport Canada and the Interprovincial Sport and Recreation Council. The views expressed herein do not necessarily represent the views of these agencies.