

Spotlight Series

A focus on sport, physical activity and recreation



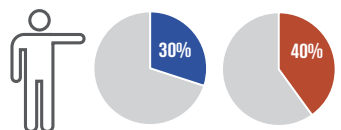
Sport participation among adults by annual household income

This infographic provides findings from the 2024 *Physical Activity and Sport Survey* by Leger in collaboration with the Canadian Fitness and Lifestyle Research Institute. This infographic examines the associations between sport participation and two categories of annual household income.

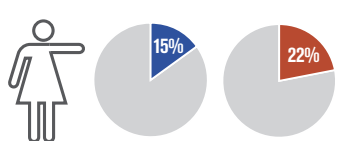
In 2024, 27% of adults reported participating in sport in the past year

Participation by gender and income ■ <\$60,000/year ■ ≥\$60,000/year

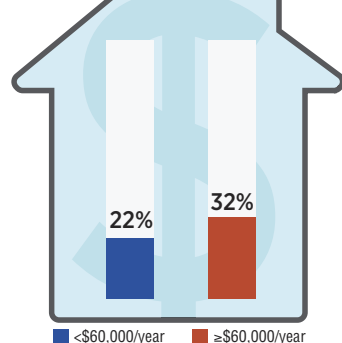
Men



Women

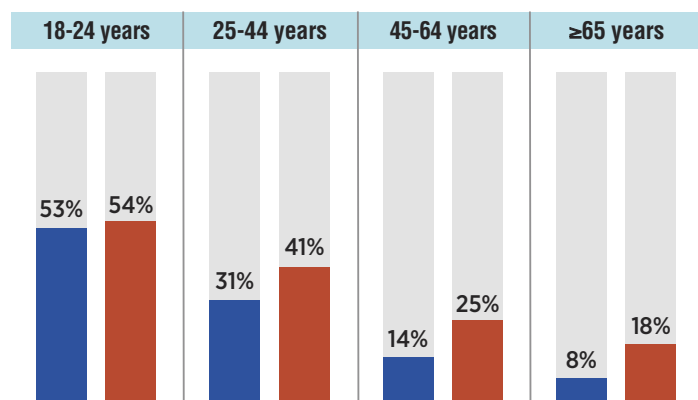


Participation by annual household income




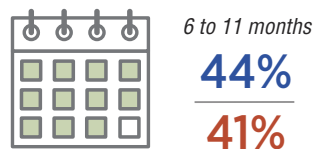

Participation in sport in the past year by age and income

■ <\$60,000/year ■ ≥\$60,000/year




Regularity and frequency of sport participation by income

Regularity (months per year) ■ <\$60,000/year ■ ≥\$60,000/year



Frequency (times per week)



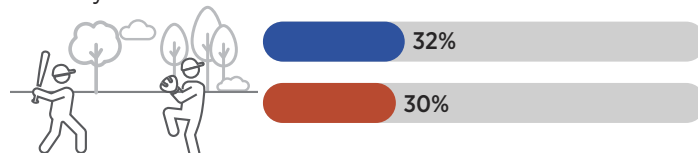
Preferred structure of sport by income

■ <\$60,000/year ■ ≥\$60,000/year

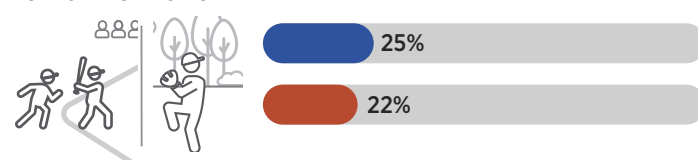
Primarily structured



Primarily unstructured



Both environments



Canadian Fitness and Lifestyle Research Institute

230-2733 Lancaster Rd., Ottawa, ON K1B 0A9

www.cflri.ca

Production of this resource has been made possible through a financial contribution from the Government of Canada. The views expressed herein do not necessarily represent the views of this agency.

© 2025 Canadian Fitness and Lifestyle Research Institute.